

Bimetal Bearings Limited

Administrative Office : No. 18, Race Course Road, Coimbatore - 641 018.

CIN : L29130TN1961PLC004466

P.B. No. : 3772
Telephone : 0422 - 2222228
Mobile : +91 97902 46890
E-mail : vidhyashankar@bimite.co.in
Secretary & Compliance Officer
Website : www.bimite.co.in

Manufacturers of

BIMITE

Thinwall Bearings, Bushings and Thrust Washers

Ref:Sec/0939

30th May 2018

Bombay Stock Exchange Ltd.,
Phiroze Jeejeebhoy Towers,
Dalal Street,
Mumbai – 400 001.

Sirs,

Outcome of the Board Meeting - reg

This is to inform that at the meeting held today, the Board of Directors of the Company have approved the statement of **audited financial results for the year ended 31st March 2018.**

A copy of the audited financial statements for the **year ended 31st March 2018** along with the report issued by the Statutory Auditors are being attached for your records.

Further the above information will be made available on the company's website www.bimite.co.in

The meeting commenced at **4.45 p.m** and got concluded at **6.05 p.m.**

Kindly acknowledge receipt

Thanking you.

Yours faithfully

For **Bimetal Bearings Limited**

K. Vidhya Shankar

K. Vidhya Shankar

Company Secretary & Compliance Officer

(REGD. OFFICE : HUZUR GARDENS, SEMBIAM, CHENNAI-600 011)

A MEMBER OF THE AMALGAMATIONS GROUP



BIMETAL BEARINGS LIMITED
CIN: L29130TN1961PLC004466
(A MEMBER OF AMALGAMATIONS GROUP)
Regd. Office : "Huzur Gardens", Sembium, Chennai - 600 011
Tel:044-25375581/0422-2221159 E-mail: vidhyashankar@bimite.co.in, Website: www.bimite.co.in
Statement of Standalone Financial Results for the quarter and year ended March 31, 2018

(Rs. In lakhs, except per equity share data)


S. No.	Particulars	Quarter ended			Year ended	
		31/Mar/2018	31/Dec/2017	31/Mar/2017	31/Mar/2018	31/Mar/2017
		(Audited) (Refer Note: 5)	(Unaudited)	(Audited) (Refer Note: 5)	(Audited)	(Audited)
1	(a) Revenue from operations (Refer Note: 4)	5,340.10	4,518.67	4,191.86	18,578.04	15,975.53
	(b) Other income	104.03	118.29	141.83	448.67	521.58
	Total income	5,444.13	4,636.96	4,333.69	19,026.71	16,497.11
2	Expenses					
	(a) Cost of materials consumed	2,476.24	2,483.26	1,832.62	9,193.02	7,150.95
	(b) Purchases of stock-in-trade	94.73	59.50	82.72	265.41	82.72
	(c) Changes in inventories of finished goods, stock-in-trade and work-in-progress	(0.72)	(91.58)	(457.15)	(157.90)	(191.82)
	(d) Employee benefits expense	561.81	676.83	512.31	2,430.18	2,275.49
	(e) Finance costs	3.25	-	5.13	4.48	15.68
	(f) Depreciation and amortisation expenses	111.73	118.80	105.61	445.27	406.96
	(g) Excise duty (Refer Note: 4)	(129.37)	-	432.73	364.70	1,591.28
	(h) Other expenses	1,909.14	1,119.98	1,523.55	5,167.79	4,514.37
	Total expenses	5,026.81	4,366.79	4,037.52	17,712.95	15,845.63
3	Profit before exceptional items and tax (1 - 2)	417.32	270.17	296.17	1,313.76	651.48
4	Exceptional items	-	-	165.37	-	30.04
5	Profit before tax (3 + 4)	417.32	270.17	461.54	1,313.76	681.52
6	Tax expense	38.60	95.94	131.22	298.36	181.63
7	Profit for the period (5 - 6)	378.72	174.23	330.32	1,015.40	499.89
8	Other comprehensive income, net of tax - Items that will not be reclassified to profit or loss	54.15	135.90	348.11	371.97	448.69
	Total other comprehensive income, net of tax	54.15	135.90	348.11	371.97	448.69
9	Total comprehensive income for the period (7 + 8)	432.87	310.13	678.43	1,387.37	948.58
10	Paid-up equity share capital (Face value Rs. 10/- each)	382.50	382.50	382.50	382.50	382.50
11	Reserve and surplus (i.e. Other equity)	-	-	-	17,073.41	16,026.22
12	Earnings per share (of Rs.10/- each) (not annualised for the quarters):					
	Basic and Diluted	9.90	4.56	8.64	26.55	13.07

Notes to the financial results:

- The above unaudited standalone financial results were reviewed by the Audit Committee and approved by the Board of Directors of the company at the meeting held on May 30, 2018.
- The above results were reviewed by Statutory Auditors. The standalone Ind AS financial statements of the Company for the year ended March 31, 2017, were audited by Price Waterhouse Chartered Accountants LLP, the predecessor auditor.
- The Company's main business is manufacture and sale of plain shaft bearings. There is no other reportable segments.
- Post the applicability of Goods and Service Tax (GST) with effect from July 01, 2017, revenue from operations is disclosed net of GST. Accordingly, the revenue from operations for the quarter/ year ended on March 31, 2018 are not comparable with the previous periods presented in the results.
- The figures of the last quarter are balancing figures between the audited figures in respect of the full financial years and the published year-to-date figures upto the third quarter of the respective financial years.
- Previous period figures have been regrouped/reclassified wherever necessary.
- The board has recommended a dividend of 90% for the financial year ended 31st March 2018.

For and on behalf of the Board of Directors

S. Narayanan
S. Narayanan
Whole Time Director



BIMETAL BEARINGS LIMITED
Statement of Assets and Liabilities

(Rs. in lakhs)

Particulars	As at 31-Mar-2018	As at 31-Mar-2017
	(Audited)	(Audited)
ASSETS		
Non-current assets		
Property, plant and equipment	4,100.49	3,475.33
Capital work-in-progress	67.87	315.67
Other intangible assets	99.81	82.69
Intangible assets under development	-	9.41
Financial assets	-	-
i. Investments	4,361.10	3,768.70
ii. Other financial assets	512.51	539.50
Other non-current assets	435.28	54.77
Total non-current assets	9,577.06	8,246.07
Current assets		
Inventories	4,256.94	4,560.37
Financial assets	-	-
i. Investments	154.00	153.12
ii. Trade receivables	5,104.52	3,749.13
iii. Cash and cash equivalents	393.41	508.53
iv. Bank balances other than (iii) above	79.53	82.04
v. Loans	6.87	4.56
vi. Other financial assets	413.42	863.12
Current tax assets (Net)	48.45	345.58
Other current assets	528.81	1,028.63
Total current assets	10,985.95	11,295.08
Total assets	20,563.01	19,541.15
EQUITY AND LIABILITIES		
Equity		
Equity share capital	382.50	382.50
Other equity	17,068.31	16,026.22
Total equity	17,450.81	16,408.72
LIABILITIES		
Non-current liabilities		
Provisions	103.96	107.13
Deferred tax liabilities (Net)	286.91	388.21
Total non-current liabilities	390.87	495.34
Current liabilities		
Financial liabilities		
i. Trade payables	2,438.81	2,353.76
ii. Other financial liabilities	115.57	85.07
Other current liabilities	139.28	176.48
Provisions	27.67	21.78
Total current liabilities	2,721.33	2,637.09
Total liabilities	3,112.20	3,132.43
Total equity and liabilities	20,563.01	19,541.15



Place: Coimbatore
Date : May 30, 2018

For and on behalf of the Board of Directors


S. Narayanan
Whole Time Director


INDEPENDENT AUDITOR'S REPORT TO THE BOARD OF DIRECTORS OF BIMETAL BEARINGS LIMITED

1. We have audited the accompanying Statement of Standalone Financial Results of **BIMETAL BEARINGS LIMITED** ("the Company"), for the year ended March 31, 2018 ("the Statement"), being submitted by the Company pursuant to the requirement of Regulation 33 of the SEBI (Listing Obligations and Disclosure Requirements) Regulations, 2015, as modified by Circular No. CIR/CFD/FAC/62/2016 dated July 05, 2016.
2. This Statement, which is the responsibility of the Company's Management and approved by the Board of Directors, has been compiled from the related standalone Ind AS financial statements which has been prepared in accordance with the Indian Accounting Standards prescribed under Section 133 of the Companies Act, 2013 read with relevant rules issued thereunder ('Ind AS') and other accounting principles generally accepted in India. Our responsibility is to express an opinion on the Statement based on our audit of such standalone financial statements.
3. We conducted our audit in accordance with the Standards on Auditing issued by the Institute of Chartered Accountants of India. Those Standards require that we comply with ethical requirements and plan and perform the audit to obtain reasonable assurance about whether the Statement is free from material misstatement.

An audit involves performing procedures to obtain audit evidence about the amounts and the disclosures in the Statement. The procedures selected depend on the auditor's judgment, including the assessment of the risks of material misstatement of the Statement, whether due to fraud or error. In making those risk assessments, the auditor considers internal control relevant to the Company's preparation and fair presentation of the Statement in order to design audit procedures that are appropriate in the circumstances, but not for the purpose of expressing an opinion on the effectiveness of the Company's internal control. An audit also includes evaluating the appropriateness of the accounting policies used and the reasonableness of the accounting estimates made by the Management, as well as evaluating the overall presentation of the Statement.

We believe that the audit evidence obtained by us is sufficient and appropriate to provide a basis for our audit opinion.

4. In our opinion and to the best of our information and according to the explanations given to us, the Statement:
 - (i) is presented in accordance with the requirements of Regulation 33 of the SEBI (Listing Obligations and Disclosure Requirements) Regulations, 2015, as modified by Circular No. CIR/CFD/FAC/62/2016 dated July 05, 2016; and
 - (ii) gives a true and fair view in conformity with the aforesaid Indian Accounting Standards and other accounting principles generally accepted in India of the net profit and Total comprehensive income and other financial information of the Company for the year ended March 31, 2018.



Fraser & Ross

5. The Statement includes the results for the Quarter ended March 31, 2018 being the balancing figure between audited figures in respect of the full financial year and the published year to date figures up to the third quarter of the current financial year which were subject to limited review by us.

For **Fraser & Ross**
Chartered Accountants
(Firm's Registration No. 000829S)



A handwritten signature in black ink, appearing to read "C.R. Rajagopal", written over a diagonal line.


C.R. Rajagopal
Partner
(Membership No. 023418)


Chennai, May 30, 2018

Corporate Redirect
SSE Announcements

Secure
https://www.bseindia.com/corporates/annnet_new.aspx?newsid=c7619902-4ba9-4993-84b0-6ce2a90335a0&flag=C&type=...

[BSE Buyback](#) | [Notices](#) | [Media Release](#) | [Trading Holidays](#) | [BSEPlus](#) | [Contact Us](#) | [हिन्दी](#) | [मराठी](#) | [ગુજરાતી](#) | [Group Websites](#)




35,227.26
-95.12 -0.27%

Get Quote | **Equity** | Derivatives | MF/ETFs | Debt/Others
Enter Security Name / Code / ID

[About BSE](#) | [Markets](#) | [Public Issues/OFS/SGB](#) | [Corporates](#) | [Members](#) | [Investors](#) | [International Investors](#) | [Products & Services](#) | [Training & Certification](#)




100 Mbps Speed - Upload & Download & 1000 GB Data Starting at ₹699/Month* with ACT Blast!
[KNOW MORE](#)
*Get 6 months free on 12 month subscription for effective price of 699/-

[+ Get Listed](#)
Benefits of Listing
Listing Regulations & Agreement
Listing of Capital Market Instruments
Equity Shares
Further Issues
Debt
Debt Public Issue
Privately Placed Debt Instruments (PPDI)
IDR
Non-Convertible Redeemable Pref. Shares
Mutual Funds / ETF
Alternate Investment Fund^{New}
Listing Fees

[Home](#) > [Corporates](#) > [Corporate Filings](#) > [Corporate Announcement](#)

Corporate Announcement

Security Code : 505681 Company : [BIMETAL](#)

SUBMISSION OF AUDITED RESULTS FOR THE YEAR ENDED 31st MARCH 2018 

Exchange Received Time	30/05/2018 20:47:01	Exchange Disseminated Time	30/05/2018 20:47:09	Time Taken	00:00:08
------------------------	---------------------	----------------------------	---------------------	------------	----------

BIMETAL BEARINGS LIMITED IS SUBMITTING THE AUDITED FINANCIAL RESULTS FOR THE FINANCIAL YEAR ENDED 31st MARCH 2018

[Disclaimer](#) [Back To Announcements](#)

Unlock the potential of Gmail to help scale your business
